



Wakefield Park Raceway

Round 3 : April 16 - 18



APLINESTARS SUPERBIKE CHAMPIONSHIP

Practice 2


Date: 16/04/21
 Event: P11
 Weather: Mostly sunny - Temp: 18.8C
 Track: Dry - Temp: 35.3C


Started at: 13:55:25
 Laps: 30 Min
 Starters: 23
 Printed at: 14:39


CLASSIFICATION

Pos	No	Name	Class	Machine	Fastest Lap	On Lap	Behind Leader	Behind Prev
1	1	Wayne MAXWELL (VIC) / Boost Mobile with K-Tech		Ducati V4R	56.916	21 of 25		
2	14	Glenn ALLERTON (NSW) / Maxima Racing Oils BMW		BMW S RR	56.943	16 of 19	.027	.027
3	17	Troy HERFOSS (QLD) / Penrite Honda Racing		Honda CBR RR	57.204	14 of 15	.288	.261
4	65	Cru HALLIDAY (NSW) / Yamaha Racing Team		Yamaha YZF-R1	57.356	9 of 13	.440	.152
5	32	Oli BAYLISS (QLD) / DesmoSport Ducati	R	Ducati V4R	57.543	9 of 17	.627	.187
6	83	Lachlan EPIS (NSW) / Maxima Racing Oils BMW		BMW S RR	57.648	14 of 15	.732	.105
7	46	Mike JONES (QLD) / DesmoSport Ducati		Ducati V4R	57.697	10 of 24	.781	.049
8	67	Bryan STARING (WA) / Kawasaki BCperformance		Kawasaki ZX10RR 1000	57.897	9 of 16	.981	.200
9	12	Matt WALTERS (NSW) / Kawasaki Connection / Kawasaki Aust. / Rover Coaches / Pirelli / AGV / Motul		Kawasaki ZX10RR 1000	58.189	9 of 11	1.273	.292
10	21	Josh WATERS (VIC) / Kawasaki BCperformance		Kawasaki ZX10RR 1000	58.262	20 of 21	1.346	.073
11	3	Jed METCHER (VIC) / Metcher Motorsport / Siemec / Fusport / Yamaha / YRD / Yamalube		Yamaha YZF-R1	58.359	19 of 21	1.443	.097
12	13	Anthony WEST (QLD) / MotoGo Yamaha		Yamaha YZF-R1	59.017	13 of 18	2.101	.658
13	2	Mark CHIODO (VIC)		Yamaha YZF-R1	59.072	12 of 16	2.156	.055
14	16	Luke JHONSTON (VIC) / MotoGo Yamaha / Bike Vault Castlemaine / Taichi Leathers / AGV Helmets	R	Yamaha YZF-R1	59.164	4 of 18	2.248	.092
15	61	Arthur SISSIS (SA) / Unitech Racing / Yamaha YRD / Remo Contractors / SA Profiling		Yamaha YZF-R1	59.468	11 of 12	2.552	.304
16	64	Aaron MORRIS (NSW) / Harvest Pools / Longwall Haul / Maxima Racing Oils / YRD / Corish Racing		Yamaha YZF-R1	59.934	8 of 10	3.018	.466
17	62	Brendan McINTYRE (NSW) / Western M-cycles / Ric Pobjoy Racing / Motul / RK / Suzuki Aust. / Motoproducts		Suzuki GSXR	59.941	12 of 16	3.025	.007
18	333	Yannis SHAW (NSW) / Team Specialist Suzuki		Suzuki GSXR	1:00.297	7 of 14	3.381	.356
19	37	Michael EDWARDS (QLD) / Northstar Yamaha / Addicted To Track		Yamaha YZF-R1	1:00.886	8 of 16	3.970	.589
20	11	Philip CZAJ (VIC) / 11M / Peter Stevens M-cycles / Yamaha Aust. / SC Project Oceania / 4SR		Yamaha YZF-R1	1:01.432	5 of 14	4.516	.546
21	78	Nathan SPITERI (VIC) / ProGP Racing / Livson / PTR / Alpinestar / The Grinning Dingo		Suzuki GSXR	1:02.211	12 of 14	5.295	.779
22	33	Hamish McMURRAY (NSW) / Six Ways From Sunday / Dunlop		Kawasaki ZX10RR 1000	1:02.824	15 of 16	5.908	.613
23	85	Sash SAVIN (VIC)		Yamaha YZF-R1	1:03.484	7 of 10	6.568	.660

Current qualifying record for SBK class - 57.138 by Cru HALLIDAY (NSW) on a Yamaha YZF-R1M set on 23/03/19


 Chief Timekeeper - Scott Laing


 Race Director - Tom Williams


 Clerk of Course - Paul Hinds





Wakefield Park Raceway

Round 3 : April 16 - 18



APLINESTARS SUPERBIKE CHAMPIONSHIP



Date: 16/04/21
 Event: P11
 Weather: Mostly sunny - Temp: 18.8C
 Track: Dry - Temp: 35.3C

Practice 2

Started at: 13:55:25
 Laps: 30 Min
 Starters: 23
 Printed at: 14:39

LAP TIMES

No	Name	Lap 1	Lap 2	Lap 3	Lap 4	Lap 5	Lap 6	Lap 7	Lap 8	Lap 9	Lap 10
1	Wayne MAXWELL (VIC)	1:06.719	58.188	57.904	2:28.557	1:06.291	57.266	57.796	57.299	57.322	57.243
	10	57.246	57.942	57.400	57.141	58.233	57.538	5:16.273	1:09.868	57.353	57.087
	20	56.916	1:02.606	57.287	57.573	57.210					
2	Mark CHIDO (VIC)	1:14.638	1:00.633	1:00.212	1:00.014	59.469	1:04.803	6:40.248	1:13.168	59.382	4:20.664
	10	1:13.471	59.072	59.277	5:04.955	1:10.466	59.831				
3	Jed METCHER (VIC)	1:08.550	1:00.406	59.570	59.786	59.364	59.635	2:54.616	1:08.288	59.619	2:08.071
	10	1:07.086	58.882	59.113	58.934	58.744	1:55.512	1:07.038	58.776	58.359	58.654
	20	58.645									
11	Philip CZAJ (VIC)	1:13.791	1:03.186	1:01.901	1:01.556	1:01.432	1:02.008	1:02.344	2:09.760	1:12.491	1:02.432
	10	1:02.376	1:02.295	14:14.180	1:15.066						
12	Matt WALTERS (NSW)	1:09.761	59.156	58.801	58.675	12:47.691	1:19.490	59.748	58.346	58.189	58.457
	10	58.222									
13	Anthony WEST (QLD)	1:10.616	1:00.620	1:00.848	1:01.477	1:02.443	59.880	6:21.708	1:10.569	1:06.124	59.063
	10	59.223	1:03.259	59.017	5:06.348	1:12.825	1:03.280	1:00.501	59.533		
14	Glenn ALLERTON (NSW)	1:08.480	58.299	59.307	1:03.868	57.957	57.810	4:46.483	1:06.869	57.329	57.129
	10	57.796	57.787	59.689	3:45.110	1:08.421	56.943	57.323	57.471	57.621	
16	Luke JHONSTON (VIC)	1:08.789	1:00.088	59.642	59.164	59.653	59.244	1:00.764	59.329	2:20.451	1:07.977
	10	59.415	5:53.799	1:10.141	1:00.309	59.595	1:01.616	59.554	59.332		
17	Troy HERFOSS (QLD)	1:08.529	58.296	57.209	57.431	57.654	57.643	57.206	4:14.526	1:07.830	58.910
	10	57.768	57.366	57.468	57.204	6:24.654					
21	Josh WATERS (VIC)	1:14.188	1:02.770	58.997	59.320	58.925	3:59.219	1:11.101	59.118	58.701	58.616
	10	2:23.185	1:16.349	59.583	59.033	58.665	3:31.477	1:10.348	58.633	1:00.432	58.262
	20	58.352									
32	Oli BAYLISS (QLD)	1:07.396	58.353	58.277	58.132	2:16.688	1:07.405	57.965	57.679	57.543	4:14.676
	10	1:12.429	58.656	58.474	58.161	58.082	58.462	58.216			
33	Hamish McMURRAY (NSW)	1:15.830	1:04.980	1:03.494	1:03.134	1:03.681	1:03.433	1:03.521	4:30.208	1:11.195	1:03.348
	10	1:03.501	1:03.050	1:03.566	1:03.088	1:02.824	1:03.058				
37	Michael EDWARDS (QLD)	1:16.000	1:02.629	1:02.091	1:01.545	1:01.515	1:01.413	1:01.172	1:00.886	1:00.941	4:25.473
	10	1:13.463	1:01.386	1:01.006	1:01.648	1:01.613	1:01.504				
46	Mike JONES (QLD)	1:10.124	58.637	58.882	3:56.348	1:08.408	58.520	4:36.262	1:07.550	57.833	57.697
	10	57.753	57.779	57.851	58.286	57.886	58.359	57.953	57.963	57.851	57.907
	20	1:01.126	57.854	57.926	1:01.529						
61	Arthur SISIS (SA)	1:11.597	1:03.945	1:00.206	1:00.389	59.941	11:38.202	1:15.388	1:00.664	59.848	59.739
	10	59.468	59.493								
62	Brendan McIntYRE (NSW)	1:13.100	1:02.222	1:01.253	1:01.504	1:00.472	1:01.408	1:00.798	1:00.788	1:00.275	1:00.521
	10	1:00.220	59.941	1:00.071	12:17.970	1:13.217	1:03.195				
64	Aaron MORRIS (NSW)	1:11.178	1:01.027	59.978	1:00.289	1:00.170	10:01.221	1:11.634	59.934	1:00.108	59.953

Scott Laing
 Chief Timekeeper - Scott Laing

Tom Williams
 Race Director - Tom Williams

Paul Hinds
 Clerk of Course - Paul Hinds





Wakefield Park Raceway

Round 3 : April 16 - 18



APLINESTARS SUPERBIKE CHAMPIONSHIP



ASBK.COM.AU f t i y

Date: 16/04/21
 Event: P11
 Weather: Mostly sunny - Temp: 18.8C
 Track: Dry - Temp: 35.3C

Practice 2

Started at: 13:55:25
 Laps: 30 Min
 Starters: 23
 Printed at: 14:39

LAP TIMES

No	Name	Lap 1	Lap 2	Lap 3	Lap 4	Lap 5	Lap 6	Lap 7	Lap 8	Lap 9	Lap 10
65	Cru HALLIDAY (NSW)	1:14.177	59.891	1:00.089	58.338	6:51.412	1:17.269	58.438	57.960	<u>57.356</u>	58.632
10		57.506	57.722	57.550							
67	Bryan STARING (WA)	1:11.296	58.981	58.546	58.336	58.763	6:02.654	1:09.044	57.931	<u>57.897</u>	58.162
10		4:17.206	1:12.749	58.518	59.841	58.476	1:04.712				
78	Nathan SPITERI (VIC)	1:13.912	1:03.878	1:03.067	1:02.728	1:03.002	1:02.848	1:02.840	1:02.712	1:02.596	8:19.910
10		1:17.587	<u>1:02.211</u>	1:02.514	1:02.955						
83	Lachlan EPIS (NSW)	1:10.254	59.393	58.155	1:05.651	58.114	5:53.822	1:08.206	58.381	58.154	58.135
10		5:26.986	1:20.052	57.895	<u>57.648</u>	57.919					
85	Sash SAVIN (VIC)	1:12.749	1:03.984	1:04.700	1:04.665	1:04.914	1:04.201	<u>1:03.484</u>	1:04.698	19:26.104	1:16.570
333	Yannis SHAW (NSW)	1:18.180	1:01.162	1:00.888	1:00.926	3:34.452	1:12.406	<u>1:00.297</u>	8:56.045	1:19.023	1:00.948
10		1:49.624	1:09.673	1:02.002	1:00.331						

Scott Lang
 Chief Timekeeper - Scott Lang

Tom Williams
 Race Director - Tom Williams

Paul Hinds
 Clerk of Course - Paul Hinds



www.computime.com.au
 COMPUTIME RACE TIMING SYSTEMS PTY LTD





Wakefield Park Raceway

Round 3 : April 16 - 18



APLINESTARS SUPERBIKE CHAMPIONSHIP



Practice 2

Date: 16/04/21
 Event: P11
 Weather: Mostly sunny - Temp: 18.8C
 Track: Dry - Temp: 35.3C

Started at: 13:55:25
 Laps: 30 Min
 Starters: 23
 Printed at: 14:39

SPLIT TIMES

Lap	Split 1	Split 2	Split 3	Lap Time	Lap	Split 1	Split 2	Split 3	Lap Time
1 Wayne MAXWELL (VIC) (1st)					3 Jed METCHER (VIC) (11th)				
1	23.555	23.017	20.147	1:06.719 P	1	23.738	24.104	20.708	1:08.550 P
2	15.809	22.293	20.086	58.188	2	16.374	23.525	20.507	1:00.406
3	15.438	22.529	19.937	57.904	3	16.167	22.955	20.448	59.570
4	15.515	22.179	1:50.863	2:28.557	4	16.093	23.211	20.482	59.786
5	24.178	22.353	19.760	1:06.291 P	5	16.166	22.800	20.398	59.364
6	15.440	22.006	19.820	57.266	6	16.002	22.981	20.652	59.635
7	15.678	22.445	19.673	57.796	7	16.212	23.189	2:15.215	2:54.616
8	15.447	22.084	19.768	57.299	8	23.865	23.823	20.600	1:08.288 P
9	15.400	22.153	19.769	57.322	9	15.968	23.358	20.293	59.619
10	15.428	22.128	19.687	57.243	10	15.813	23.912	1:28.346	2:08.071
11	15.489	22.046	19.711	57.246	11	23.483	23.377	20.226	1:07.086 P
12	15.511	22.169	20.262	57.942	12	15.948	22.780	20.154	58.882
13	15.503	22.109	19.788	57.400	13	16.032	22.812	20.269	59.113
14	15.355	22.039	19.747	57.141	14	15.840	22.675	20.419	58.934
15	16.102	22.255	19.876	58.233	15	15.904	22.672	20.168	58.744
16	15.602	22.104	19.832	57.538	16	16.122	23.443	1:15.947	1:55.512
17	15.925	22.441	4:37.907	5:16.273	17	23.222	23.336	20.480	1:07.038 P
18	27.060	22.861	19.947	1:09.868 P	18	15.751	22.860	20.165	58.776
19	15.453	21.924	19.976	57.353	19	15.746	22.512	20.101	58.359
20	15.405	21.953	19.729	57.087	20	15.811	22.343	20.500	58.654
21	15.289	22.022	19.605	56.916	21	15.811	22.563	20.271	58.645
22	17.895	23.638	21.073	1:02.606	11 Philip CZAJ (VIC) (20th)				
23	15.427	22.155	19.705	57.287	1	26.166	25.188	22.437	1:13.791 P
24	15.667	22.139	19.767	57.573	2	17.680	24.164	21.342	1:03.186
25	15.408	22.099	19.703	57.210	3	16.872	23.936	21.093	1:01.901
2 Mark CHIODO (VIC) (13th)					4	16.764	23.769	21.023	1:01.556
1	26.324	26.241	22.073	1:14.638 P	5	16.763	23.575	21.094	1:01.432
2	16.481	23.423	20.729	1:00.633	6	16.872	23.899	21.237	1:02.008
3	16.388	23.156	20.668	1:00.212	7	17.176	23.946	21.222	1:02.344
4	16.355	23.221	20.438	1:00.014	8	17.011	23.787	1:28.962	2:09.760
5	16.200	22.790	20.479	59.469	9	26.980	24.361	21.150	1:12.491 P
6	18.617	25.361	20.825	1:04.803	10	17.185	24.088	21.159	1:02.432
7	16.200	22.988	6:01.060	6:40.248	11	16.968	24.234	21.174	1:02.376
8	26.631	25.869	20.668	1:13.168 P	12	17.093	24.084	21.118	1:02.295
9	16.116	22.908	20.358	59.382	13	17.079	24.354	13:32.747	14:14.180
10	18.258	24.102	3:38.304	4:20.664	14	27.679	25.374	22.013	1:15.066 P
11	27.079	24.192	22.200	1:13.471 P	12 Matt WALTERS (NSW) (9th)				
12	16.180	22.744	20.148	59.072	1	25.696	23.412	20.653	1:09.761 P
13	16.204	22.680	20.393	59.277	2	16.052	22.713	20.391	59.156
14	18.980	24.712	4:21.263	5:04.955	3	15.789	22.679	20.333	58.801
15	25.719	24.024	20.723	1:10.466 P	4	15.786	22.596	20.293	58.675
16	16.193	22.924	20.714	59.831	5	15.914	23.261	12:08.516	12:47.691

Scott Laing
 Chief Timekeeper - Scott Laing

Tom Williams
 Race Director - Tom Williams

Paul Hinds
 Clerk of Course - Paul Hinds





Wakefield Park Raceway

Round 3 : April 16 - 18



APLINESTARS SUPERBIKE CHAMPIONSHIP



Practice 2

Date: 16/04/21
 Event: P11
 Weather: Mostly sunny - Temp: 18.8C
 Track: Dry - Temp: 35.3C

Started at: 13:55:25
 Laps: 30 Min
 Starters: 23
 Printed at: 14:39

SPLIT TIMES

Lap	Split 1	Split 2	Split 3	Lap Time	Lap	Split 1	Split 2	Split 3	Lap Time
6	30.428	27.955	21.107	1:19.490 P	18	15.429	22.125	19.917	57.471
7	16.094	23.293	20.361	59.748	19	15.486	22.228	19.907	57.621
8	<u>15.592</u>	22.479	20.275	58.346	16 Luke JHONSTON (VIC) (14th)				
9	15.764	<u>22.375</u>	<u>20.050</u>	<u>58.189</u>	1	23.957	24.071	20.761	1:08.789 P
10	15.752	22.475	20.230	58.457	2	<u>15.852</u>	23.653	20.583	1:00.088
11	15.690	22.436	20.096	58.222	3	15.910	23.074	20.658	59.642
13 Anthony WEST (QLD) (12th)					4	15.900	22.853	20.411	<u>59.164</u>
1	24.641	24.839	21.136	1:10.616 P	5	16.063	22.909	20.681	59.653
2	16.585	23.370	20.665	1:00.620	6	15.947	<u>22.816</u>	20.481	59.244
3	16.729	23.419	20.700	1:00.848	7	16.333	24.057	20.374	1:00.764
4	17.474	23.171	20.832	1:01.477	8	16.074	22.870	20.385	59.329
5	17.469	23.890	21.084	1:02.443	9	16.527	23.373	1:40.551	2:20.451
6	16.259	22.945	20.676	59.880	10	24.131	23.115	20.731	1:07.977 P
7	16.480	24.644	5:40.584	6:21.708	11	15.971	22.920	20.524	59.415
8	24.215	25.126	21.228	1:10.569 P	12	15.899	22.897	5:15.003	5:53.799
9	16.718	25.745	23.661	1:06.124	13	26.265	23.344	20.532	1:10.141 P
10	16.017	<u>22.675</u>	<u>20.371</u>	59.063	14	16.118	23.575	20.616	1:00.309
11	16.054	22.694	20.475	59.223	15	16.108	22.939	20.548	59.595
12	18.004	24.852	20.403	1:03.259	16	16.897	24.240	20.479	1:01.616
13	<u>15.933</u>	22.681	20.403	<u>59.017</u>	17	16.251	22.951	<u>20.352</u>	59.554
14	16.978	24.322	4:25.048	5:06.348	18	15.916	22.845	20.571	59.332
15	23.812	25.812	23.201	1:12.825 P	17 Troy HERFOSS (QLD) (3rd)				
16	16.640	24.004	22.636	1:03.280	1	25.041	23.200	20.288	1:08.529 P
17	16.172	23.473	20.856	1:00.501	2	16.197	22.251	19.848	58.296
18	16.145	22.973	20.415	59.533	3	15.505	<u>21.921</u>	19.783	57.209
14 Glenn ALLERTON (NSW) (2nd)					4	15.633	22.044	19.754	57.431
1	23.924	23.769	20.787	1:08.480 P	5	<u>15.352</u>	22.585	<u>19.717</u>	57.654
2	15.645	22.448	20.206	58.299	6	15.393	22.263	19.987	57.643
3	15.598	23.328	20.381	59.307	7	15.413	22.020	19.773	57.206
4	19.110	24.612	20.146	1:03.868	8	16.753	22.640	3:35.133	4:14.526
5	15.524	22.351	20.082	57.957	9	23.995	23.248	20.587	1:07.830 P
6	15.590	22.283	19.937	57.810	10	15.933	22.687	20.290	58.910
7	16.629	24.942	4:04.912	4:46.483	11	15.516	22.360	19.892	57.768
8	24.730	22.307	19.832	1:06.869 P	12	15.452	22.089	19.825	57.366
9	15.392	22.117	19.820	57.329	13	15.486	22.127	19.855	57.468
10	15.351	<u>22.012</u>	19.766	57.129	14	15.381	22.024	19.799	<u>57.204</u>
11	15.550	22.351	19.895	57.796	15	16.023	22.564	5:46.067	6:24.654
12	15.445	22.266	20.076	57.787	21 Josh WATERS (VIC) (10th)				
13	15.407	23.578	20.704	59.689	1	25.948	25.014	23.226	1:14.188 P
14	15.883	23.412	3:05.815	3:45.110	2	17.109	24.777	20.884	1:02.770
15	24.200	23.662	20.559	1:08.421 P	3	15.759	22.887	20.351	58.997
16	<u>15.269</u>	22.058	<u>19.616</u>	<u>56.943</u>	4	15.688	23.299	20.333	59.320
17	15.350	22.073	19.900	57.323					

Scott Laing
 Chief Timekeeper - Scott Laing

Tom Williams
 Race Director - Tom Williams

Paul Hinds
 Clerk of Course - Paul Hinds





Wakefield Park Raceway

Round 3 : April 16 - 18



APLINESTARS SUPERBIKE CHAMPIONSHIP



Practice 2

Date: 16/04/21
 Event: P11
 Weather: Mostly sunny - Temp: 18.8C
 Track: Dry - Temp: 35.3C

Started at: 13:55:25
 Laps: 30 Min
 Starters: 23
 Printed at: 14:39

SPLIT TIMES

Lap	Split 1	Split 2	Split 3	Lap Time	Lap	Split 1	Split 2	Split 3	Lap Time	
5	15.859	22.902	20.164	58.925	8	17.167	24.757	3:48.284	4:30.208	
6	16.050	24.589	3:18.580	3:59.219	9	24.186	25.221	21.788	1:11.195 P	
7	25.826	24.464	20.811	1:11.101 P	10	16.900	24.530	21.918	1:03.348	
8	15.907	23.015	20.196	59.118	11	17.106	24.438	21.957	1:03.501	
9	15.659	22.751	20.291	58.701	12	16.853	24.474	21.723	1:03.050	
10	15.643	22.753	20.220	58.616	13	17.047	24.566	21.953	1:03.566	
11	17.081	25.172	1:40.932	2:23.185	14	16.990	24.261	21.837	1:03.088	
12	25.201	27.569	23.579	1:16.349 P	15	16.807	24.299	21.718	1:02.824	
13	16.151	23.091	20.341	59.583	16	16.849	24.196	22.013	1:03.058	
14	15.774	22.960	20.299	59.033						
15	15.705	22.717	20.243	58.665						
16	16.299	25.363	2:49.815	3:31.477	37 Michael EDWARDS (QLD) (19th)	1	27.074	26.696	22.230	1:16.000 P
17	24.174	24.854	21.320	1:10.348 P	2	16.771	24.414	21.444	1:02.629	
18	15.668	22.586	20.379	58.633	3	16.460	24.079	21.552	1:02.091	
19	16.819	23.384	20.229	1:00.432	4	16.345	23.723	21.477	1:01.545	
20	15.554	22.584	20.124	58.262	5	16.590	24.007	20.918	1:01.515	
21	15.583	22.636	20.133	58.352	6	16.547	23.818	21.048	1:01.413	
					7	16.570	23.663	20.939	1:01.172	
					8	16.488	23.637	20.761	1:00.886	
32 Oli BAYLISS (QLD) (5th)					9	16.686	23.334	20.921	1:00.941	
1	23.403	23.598	20.395	1:07.396 P	10	16.659	26.316	3:42.498	4:25.473	
2	15.798	22.472	20.083	58.353	11	26.864	25.028	21.571	1:13.463 P	
3	15.626	22.562	20.089	58.277	12	16.521	23.919	20.946	1:01.386	
4	15.669	22.527	19.936	58.132	13	16.498	23.616	20.892	1:01.006	
5	16.262	23.649	1:36.777	2:16.688	14	16.683	23.854	21.111	1:01.648	
6	24.330	22.894	20.181	1:07.405 P	15	16.487	24.027	21.099	1:01.613	
7	15.635	22.379	19.951	57.965	16	16.665	23.690	21.149	1:01.504	
8	15.626	22.247	19.806	57.679						
9	15.516	22.205	19.822	57.543	46 Mike JONES (QLD) (7th)	1	24.989	24.275	20.860	1:10.124 P
10	15.538	23.012	3:36.126	4:14.676	2	15.984	22.629	20.024	58.637	
11	29.236	23.015	20.178	1:12.429 P	3	15.845	23.054	19.983	58.882	
12	15.780	22.663	20.213	58.656	4	16.563	22.926	3:16.859	3:56.348	
13	15.783	22.615	20.076	58.474	5	24.841	23.395	20.172	1:08.408 P	
14	15.670	22.485	20.006	58.161	6	15.773	22.498	20.249	58.520	
15	15.733	22.462	19.887	58.082	7	16.035	23.094	3:57.133	4:36.262	
16	15.758	22.651	20.053	58.462	8	24.432	23.216	19.902	1:07.550 P	
17	15.731	22.604	19.881	58.216	9	15.725	22.324	19.784	57.833	
33 Hamish McMURRAY (NSW) (22th)					10	15.706	22.223	19.768	57.697	
1	25.876	26.828	23.126	1:15.830 P	11	15.647	22.250	19.856	57.753	
2	17.321	25.416	22.243	1:04.980	12	15.629	22.341	19.809	57.779	
3	16.774	24.751	21.969	1:03.494	13	15.627	22.371	19.853	57.851	
4	16.889	24.505	21.740	1:03.134	14	15.862	22.586	19.838	58.286	
5	16.968	24.694	22.019	1:03.681	15	15.648	22.380	19.858	57.886	
6	17.018	24.516	21.899	1:03.433	16	15.984	22.564	19.811	58.359	
7	16.936	24.697	21.888	1:03.521						

Scott Laing
 Chief Timekeeper - Scott Laing

Tom Williams
 Race Director - Tom Williams

Paul Hinds
 Clerk of Course - Paul Hinds





Wakefield Park Raceway

Round 3 : April 16 - 18



APLINESTARS SUPERBIKE CHAMPIONSHIP



Date: 16/04/21
 Event: P11
 Weather: Mostly sunny - Temp: 18.8C
 Track: Dry - Temp: 35.3C

Practice 2

Started at: 13:55:25
 Laps: 30 Min
 Starters: 23
 Printed at: 14:39

SPLIT TIMES

Lap	Split 1	Split 2	Split 3	Lap Time	Lap	Split 1	Split 2	Split 3	Lap Time
17	15.768	22.365	19.820	57.953	4	16.274	23.289	20.726	1:00.289
18	15.622	22.461	19.880	57.963	5	16.333	23.168	20.669	1:00.170
19	15.630	22.360	19.861	57.851	6	16.352	23.261	9:21.608	10:01.221
20	15.642	22.403	19.862	57.907	7	27.134	23.736	20.764	1:11.634 P
21	17.004	23.924	20.198	1:01.126	8	16.481	22.915	20.538	59.934
22	15.687	22.300	19.867	57.854	9	16.302	23.225	20.581	1:00.108
23	15.676	22.431	19.819	57.926	10	16.247	23.162	20.544	59.953
24	15.820	23.769	21.940	1:01.529					

61 Arthur SISSIS (SA) (15th)

1	24.090	26.522	20.985	1:11.597 P
2	16.310	25.608	22.027	1:03.945
3	16.410	23.370	20.426	1:00.206
4	16.527	23.311	20.551	1:00.389
5	16.206	23.252	20.483	59.941
6	17.294	26.882	10:54.026	11:38.202
7	26.653	26.252	22.483	1:15.388 P
8	16.528	23.628	20.508	1:00.664
9	16.166	23.190	20.492	59.848
10	16.100	23.326	20.313	59.739
11	16.184	23.068	20.216	59.468
12	16.112	23.094	20.287	59.493

65 Cru HALLIDAY (NSW) (4th)

1	29.363	24.108	20.706	1:14.177 P
2	16.114	23.396	20.381	59.891
3	16.046	23.598	20.445	1:00.089
4	15.871	22.373	20.094	58.338
5	15.916	23.380	6:12.116	6:51.412
6	33.091	23.803	20.375	1:17.269 P
7	15.707	22.685	20.046	58.438
8	15.595	22.416	19.949	57.960
9	15.433	22.015	19.908	57.356
10	16.158	22.349	20.125	58.632
11	15.500	22.022	19.984	57.506
12	15.595	22.105	20.022	57.722
13	15.467	22.158	19.925	57.550

62 Brendan McINTYRE (NSW) (17th)

1	25.808	25.353	21.939	1:13.100 P
2	16.678	24.107	21.437	1:02.222
3	16.641	23.594	21.018	1:01.253
4	16.554	24.086	20.864	1:01.504
5	16.342	23.274	20.856	1:00.472
6	16.815	23.425	21.168	1:01.408
7	16.379	23.563	20.856	1:00.798
8	16.389	23.486	20.913	1:00.788
9	16.154	23.305	20.816	1:00.275
10	16.254	23.267	21.000	1:00.521
11	16.276	23.135	20.809	1:00.220
12	16.294	23.024	20.623	59.941
13	16.137	23.202	20.732	1:00.071
14	16.365	25.735	11:35.870	12:17.970
15	27.046	24.850	21.321	1:13.217 P
16	16.412	23.681	23.102	1:03.195

67 Bryan STARING (WA) (8th)

1	26.601	24.021	20.674	1:11.296 P
2	15.942	22.828	20.211	58.981
3	15.773	22.617	20.156	58.546
4	15.759	22.436	20.141	58.336
5	15.755	22.534	20.474	58.763
6	18.408	23.980	5:20.266	6:02.654
7	25.618	23.157	20.269	1:09.044 P
8	15.607	22.317	20.007	57.931
9	15.610	22.269	20.018	57.897
10	15.764	22.342	20.056	58.162
11	16.600	23.063	3:37.543	4:17.206
12	28.314	24.249	20.186	1:12.749 P
13	15.798	22.625	20.095	58.518
14	16.348	23.213	20.280	59.841
15	15.690	22.558	20.228	58.476
16	15.795	24.816	24.101	1:04.712


64 Aaron MORRIS (NSW) (16th)


1	25.595	24.453	21.130	1:11.178 P
2	16.689	23.544	20.794	1:01.027
3	16.243	23.215	20.520	59.978

78 Nathan SPITERI (VIC) (21th)

1	26.541	25.480	21.891	1:13.912 P
2	17.689	24.490	21.699	1:03.878
3	17.464	24.177	21.426	1:03.067


 Chief Timekeeper - Scott Laing


 Race Director - Tom Williams


 Clerk of Course - Paul Hinds





Wakefield Park Raceway

Round 3 : April 16 - 18



APLINESTARS SUPERBIKE CHAMPIONSHIP



ASBK.COM.AU f t i y

Date: 16/04/21
 Event: P11
 Weather: Mostly sunny - Temp: 18.8C
 Track: Dry - Temp: 35.3C

Practice 2

Started at: 13:55:25
 Laps: 30 Min
 Starters: 23
 Printed at: 14:39

SPLIT TIMES

Lap	Split 1	Split 2	Split 3	Lap Time	Lap	Split 1	Split 2	Split 3	Lap Time
					85 Sash SAVIN (VIC) (23th)				
4	17.138	24.094	21.496	1:02.728	1	25.409	25.651	21.689	1:12.749 P
5	17.184	24.108	21.710	1:03.002	2	17.393	24.936	21.655	1:03.984
6	17.295	24.224	21.329	1:02.848	3	17.554	24.945	22.201	1:04.700
7	17.350	24.117	21.373	1:02.840	4	17.601	25.576	21.488	1:04.665
8	17.122	24.318	21.272	1:02.712	5	17.554	25.579	21.781	1:04.914
9	17.206	23.951	21.439	1:02.596	6	17.540	24.928	21.733	1:04.201
10	17.080	25.030	7:37.800	8:19.910	7	17.211	24.739	21.534	1:03.484
11	31.244	24.881	21.462	1:17.587 P	8	17.120	25.237	22.341	1:04.698
12	16.887	23.903	21.421	1:02.211	9	19.052	33.002	18:34.050	19:26.104
13	17.193	23.885	21.436	1:02.514	10	27.197	26.684	22.689	1:16.570 P
14	17.173	24.289	21.493	1:02.955					
					83 Lachlan EPIS (NSW) (6th)				
1	26.284	23.066	20.904	1:10.254 P					
2	16.025	22.778	20.590	59.393					
3	15.697	22.328	20.130	58.155					
4	15.666	25.430	24.555	1:05.651					
5	15.581	22.378	20.155	58.114					
6	16.317	23.851	5:13.654	5:53.822					
7	24.986	22.496	20.724	1:08.206 P					
8	15.730	22.432	20.219	58.381					
9	15.571	22.266	20.317	58.154					
10	15.547	22.284	20.304	58.135					
11	17.446	23.783	4:45.757	5:26.986					
12	31.875	27.471	20.706	1:20.052 P					
13	15.624	22.257	20.014	57.895					
14	15.376	22.226	20.046	57.648					
15	15.414	22.299	20.206	57.919					
					333 Yannis SHAW (NSW) (18th)				
					1	29.501	26.400	22.279	1:18.180 P
					2	16.325	23.796	21.041	1:01.162
					3	16.317	23.586	20.985	1:00.888
					4	16.227	23.538	21.161	1:00.926
					5	16.414	23.674	2:54.364	3:34.452
					6	27.241	24.100	21.065	1:12.406 P
					7	16.198	23.204	20.895	1:00.297
					8	16.231	28.310	8:11.504	8:56.045
					9	28.748	27.792	22.483	1:19.023 P
					10	16.377	23.586	20.985	1:00.948
					11	16.043	23.296	1:10.285	1:49.624
					12	23.471	24.833	21.369	1:09.673 P
					13	16.151	24.707	21.144	1:02.002
					14	16.081	23.293	20.957	1:00.331

Scott Lang
 Chief Timekeeper - Scott Lang

Tom Williams
 Race Director - Tom Williams

Paul Hinds
 Clerk of Course - Paul Hinds



www.computime.com.au
 COMPUTIME RACE TIMING SYSTEMS PTY LTD





Wakefield Park Raceway

Round 3 : April 16 - 18



APLINESTARS SUPERBIKE CHAMPIONSHIP



ASBK.COM.AU f t i y

Date: 16/04/21
Event: P11
Weather: Mostly sunny - Temp: 18.8C
Track: Dry - Temp: 35.3C

Practice 2

Started at: 13:55:25
Laps: 30 Min
Starters: 23
Printed at: 14:39

FASTEST LAPS SEQUENCE

Race Time	No	Name	Machine	Fastest Lap	On Lap
1:15.586	32	Oli BAYLISS (QLD)	Ducati V4R	1:07.396	1
1:24.685	1	Wayne MAXWELL (VIC)	Ducati V4R	1:06.719	1
2:13.939	32	Oli BAYLISS (QLD)	Ducati V4R	58.353	2
2:22.873	1	Wayne MAXWELL (VIC)	Ducati V4R	58.188	2
3:20.777	1	Wayne MAXWELL (VIC)	Ducati V4R	57.904	3
3:54.602	17	Troy HERFOSS (QLD)	Honda CBR RR	57.209	3
7:44.536	17	Troy HERFOSS (QLD)	Honda CBR RR	57.206	7
14:41.855	14	Glenn ALLERTON (NSW)	BMW S RR	57.129	10
23:27.601	14	Glenn ALLERTON (NSW)	BMW S RR	56.943	16
26:45.548	1	Wayne MAXWELL (VIC)	Ducati V4R	56.916	21

Chief Timekeeper - Scott Lang

Race Director - Tom Williams

Clerk of Course - Paul Hinds



www.computime.com.au
COMPUTIME RACE TIMING SYSTEMS PTY LTD





Wakefield Park Raceway

Round 3 : April 16 - 18



APLINESTARS SUPERBIKE CHAMPIONSHIP



Date: 16/04/21
 Event: P11
 Weather: Mostly sunny - Temp: 18.8C
 Track: Dry - Temp: 35.3C

Practice 2

Started at: 13:55:25
 Laps: 30 Min
 Starters: 23
 Printed at: 14:39

BEST PARTIAL TIMES

Pos	Split 1		Split 2		Split 3		LAP		Ideal	Fastest
	Name	Time	Name	Time	Name	Time	Name	Time		
1	G. ALLERTON	15.269	T. HERFOSS	21.921	W. MAXWELL	19.605	W. MAXWELL	56.818	56.916	
2	W. MAXWELL	15.289	W. MAXWELL	21.924	G. ALLERTON	19.616	G. ALLERTON	56.897	56.943	
3	T. HERFOSS	15.352	G. ALLERTON	22.012	T. HERFOSS	19.717	T. HERFOSS	56.990	57.204	
4	L. EPIS	15.376	C. HALLIDAY	22.015	M. JONES	19.768	C. HALLIDAY	57.356	57.356	
5	C. HALLIDAY	15.433	O. BAYLISS	22.205	O. BAYLISS	19.806	O. BAYLISS	57.527	57.543	
6	O. BAYLISS	15.516	M. JONES	22.223	C. HALLIDAY	19.908	M. JONES	57.613	57.697	
7	J. WATERS	15.554	L. EPIS	22.226	B. STARING	20.007	L. EPIS	57.616	57.648	
8	M. WALTERS	15.592	B. STARING	22.269	L. EPIS	20.014	B. STARING	57.883	57.897	
9	B. STARING	15.607	J. METCHER	22.343	M. WALTERS	20.050	M. WALTERS	58.017	58.189	
10	M. JONES	15.622	M. WALTERS	22.375	J. METCHER	20.101	J. METCHER	58.190	58.359	
11	J. METCHER	15.746	J. WATERS	22.584	J. WATERS	20.124	J. WATERS	58.262	58.262	
12	L. JHONSTON	15.852	A. WEST	22.675	M. CHIODO	20.148	M. CHIODO	58.944	59.072	
13	A. WEST	15.933	M. CHIODO	22.680	A. SISSIS	20.216	A. WEST	58.979	59.017	
14	Y. SHAW	16.010	L. JHONSTON	22.816	L. JHONSTON	20.352	L. JHONSTON	59.020	59.164	
15	A. SISSIS	16.100	A. MORRIS	22.915	A. WEST	20.371	A. SISSIS	59.384	59.468	
16	M. CHIODO	16.116	B. McINTYRE	23.024	A. MORRIS	20.520	A. MORRIS	59.678	59.934	
17	B. McINTYRE	16.137	A. SISSIS	23.068	B. McINTYRE	20.623	B. McINTYRE	59.784	59.941	
18	A. MORRIS	16.243	Y. SHAW	23.204	M. EDWARDS	20.761	Y. SHAW	1:00.109	1:00.297	
19	M. EDWARDS	16.345	M. EDWARDS	23.334	Y. SHAW	20.895	M. EDWARDS	1:00.440	1:00.886	
20	P. CZAJ	16.763	P. CZAJ	23.575	P. CZAJ	21.023	P. CZAJ	1:01.361	1:01.432	
21	H. McMURRAY	16.774	N. SPITERI	23.885	N. SPITERI	21.272	N. SPITERI	1:02.044	1:02.211	
22	N. SPITERI	16.887	H. McMURRAY	24.196	S. SAVIN	21.488	H. McMURRA	1:02.688	1:02.824	
23	S. SAVIN	17.120	S. SAVIN	24.739	H. McMURRAY	21.718	S. SAVIN	1:03.347	1:03.484	

Scott Laing
 Chief Timekeeper - Scott Laing

Tom Williams
 Race Director - Tom Williams

Paul Hinds
 Clerk of Course - Paul Hinds



www.computime.com.au
 COMPUTIME RACE TIMING SYSTEMS PTY LTD





Wakefield Park Raceway

Round 3 : April 16 - 18



APLINESTARS SUPERBIKE CHAMPIONSHIP



ASBK.COM.AU

Date: 16/04/21
Event: P11
Weather: Mostly sunny - Temp: 18.8C
Track: Dry - Temp: 35.3C

Practice 2

Started at: 13:55:25
Laps: 30 Min
Starters: 23
Printed at: 14:39

RACE INFORMATION

Time	Description
13:55:25	Event Start
14:02:51	Track temps: Finish - 33.3C / Int 1 - 34.8C / Int 2 - 29.9C
14:25:35	Chequered Flag
14:27:53	Event Finish

Chief Timekeeper - Scott Lang

Race Director - Tom Williams

Clerk of Course - Paul Hinds



www.computime.com.au
COMPUTIME RACE TIMING SYSTEMS PTY LTD

